


# Ukulele 101 Chords Scales Basic Theory: Your Essential Guide to Playing the Ukulele

## : Embark on a Musical Adventure with the Ukulele

Welcome to the enchanting world of the ukulele! This delightful instrument, with its cheerful sound and portable size, has captivated hearts worldwide. Whether you're a complete beginner or looking to expand your musical horizons, our comprehensive guide, "Ukulele 101 Chords Scales Basic Theory," is your perfect companion.



### Ukulele 101: Chords, Scales & Basic Theory

by Frederick Johnson

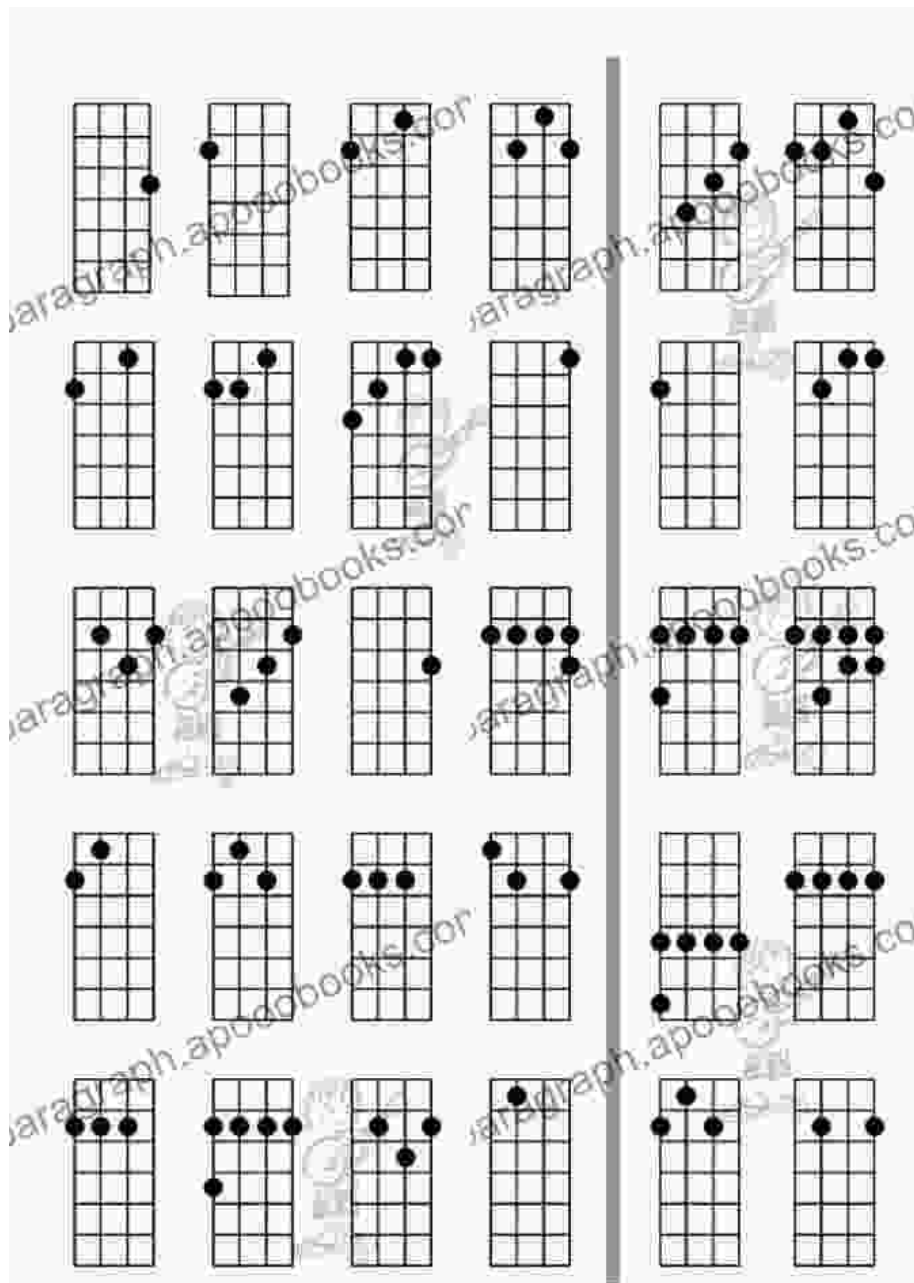
★★★★☆ 4 out of 5

Language : English  
File size : 4563 KB  
Text-to-Speech : Enabled  
Screen Reader : Supported  
Enhanced typesetting : Enabled  
Word Wise : Enabled  
Print length : 62 pages  
Lending : Enabled



## Dive into the World of Chords

Chords are the foundation of ukulele playing. In this section, we'll introduce you to the most common chords, from the basic C, G, and Am to more advanced variations. With clear diagrams, step-by-step instructions, and helpful tips, you'll master these chords in no time.



## Explore the Scales That Bring Melodies to Life

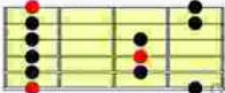
Scales are essential for creating beautiful melodies and improvising solos. We'll take you through the major and minor scales, providing easy-to-follow fingering charts and exercises to enhance your dexterity. Unlock the secrets of scales and elevate your ukulele playing.

### The Guitar Scales Chart

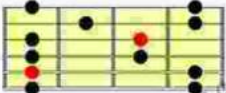
The 6 Most Common Guitar Scales in their Most Common Positions

- 1. The Minor Pentatonic Scale:** the first scale most guitarists learn and commonly used in rock and popular music solos.

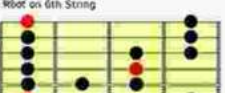
Root on 6th String



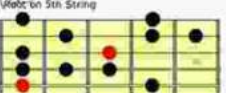
Root on 5th String


- 2. The Blues Scale:** Just add one note to the minor pentatonic scale and you have the basis of blues soloing and a common scale used in a lot of rock, jazz and popular music.


Root on 6th String




Root on 5th String


- 3. The Natural Minor Scale:** Also known as the Aeolian mode, the chords formed from this scale form many common rock and popular chord progressions.


Root on 6th String




Root on 5th String




- 4. The Major Scale:** Used to solo over major chord progressions and the foundation of a lot of traditional and classical music.

6th String Root




5th String Root



- 5. The Dorian Mode:** Used to solo over minor chords in jazz and fusion based styles.



- 6. The Mixolydian Mode:** Used to solo over dominant chords in jazz and fusion styles.

Root on 6th String



Root on 5th String



GuitarOrb.com

Master the fretboard with our comprehensive scale fingering charts.

## Unlock Basic Music Theory to Enhance Your Understanding

Understanding basic music theory will empower you to decode musical notation, comprehend chord progressions, and navigate the ukulele with

ease. We'll cover topics such as rhythm, time signatures, and intervals, providing clear explanations and practical exercises.

The diagram is titled "Ukulele Notes on the Staff and the Fretboard - C Scale". It is divided into several sections:

- Top Section:** Eight fretboard diagrams showing the positions of notes C, D, E, F, G, A, B, and C' on the fretboard. Below each diagram is a musical staff with a single note corresponding to the fretboard position.
- Middle Section:** A musical staff showing the notes C, D, E, F, G, A, B, and C' in a sequence. Below the staff are the letter names and their corresponding fret numbers: C (0C), D (2C), E (4E), F (3F), G (3G), A (2A), B (2B), and C' (3A).
- Bottom Section:** Three fretboard diagrams for the low G string, labeled "Low G String". Below them are musical staves with notes G, A, and B. Underneath are the letter names and fret numbers: G (0G), A (2G), and B (1B).

A small red ukulele is illustrated in the bottom right corner of the diagram.

## Additional Tips and Resources for Your Ukulele Journey

- Practice regularly to develop muscle memory and improve your skills.
- Tune your ukulele correctly before each practice session.
- Use a metronome to improve your timing and rhythm.
- Experiment with different strumming patterns to create unique rhythms.

Our guide also includes a wealth of additional resources to support your ukulele journey, including:

- Ukulele chord charts for quick reference
- Scale charts for easy practice
- Online tutorials and videos
- Community forums and online groups for support and inspiration

## **: Embark on Your Musical Journey with Confidence**

With "Ukulele 101 Chords Scales Basic Theory" as your trusted companion, you have the knowledge and tools to embark on your ukulele journey with confidence. Remember, the key to success is practice and persistence. Embrace the joy of making music and let the ukulele become your lifelong companion. May your musical adventures be filled with endless melodies and joyful strumming!



### **Ukulele 101: Chords, Scales & Basic Theory**

by Frederick Johnson

★★★★☆ 4 out of 5


Language	: English
File size	: 4563 KB
Text-to-Speech	: Enabled
Screen Reader	: Supported
Enhanced typesetting	: Enabled
Word Wise	: Enabled
Print length	: 62 pages
Lending	: Enabled





## 26 Projects And Personalities From The Knitting Blogosphere: A Creative Exploration

Knitting is a craft that has been passed down through generations, and in recent years, it has experienced a resurgence in popularity. Thanks to...



## The Lone Star Hijack: How Texas Sabotaged the American Agenda

In her explosive new book, 'How The Lone Star State Hijacked The American Agenda', investigative journalist Sarah Frost uncovers the dark influence of...