


The Absolute Beginner's Guide to Grooming, Caring, Breeding, Housing, and Diets for Reptiles

Reptiles are fascinating creatures that can make great pets. However, they require specialized care to thrive. This guide will provide you with all the information you need to properly care for your reptile, from choosing the right habitat to feeding and breeding.

Choosing the Right Habitat

The first step to caring for a reptile is choosing the right habitat. The habitat should be large enough for your reptile to move around comfortably, and it should have the proper temperature and humidity levels.



LEOPARD GECKO AS PETS: The Absolute Beginners Guide On Grooming, Caring, Breeding, Housing, Diets and General Health Care Of Leopard Geckos.

by Judith Bowman

★★★★☆ 4.3 out of 5

Language : English
File size : 16839 KB
Text-to-Speech : Enabled
Screen Reader : Supported
Enhanced typesetting : Enabled
Print length : 52 pages
Lending : Enabled

FREE

DOWNLOAD E-BOOK



For most reptiles, a glass terrarium is a good choice. Terrariums come in a variety of sizes and shapes, so you can choose one that is the right size for your reptile. Terrariums also have a built-in lid, which helps to keep your reptile from escaping.

If you are keeping a reptile that requires a high humidity level, you may need to use a humidifier in the terrarium. Humidifiers can help to increase the humidity level in the terrarium, which can help to keep your reptile healthy.

Grooming

Reptiles do not need to be bathed regularly. However, you should clean your reptile's habitat on a regular basis. This will help to keep your reptile healthy and prevent the spread of disease.

To clean your reptile's habitat, simply remove your reptile from the habitat and clean the habitat with a mild soap and water solution. Be sure to rinse the habitat thoroughly before returning your reptile to the habitat.

You should also brush your reptile's scales on a regular basis. This will help to remove dirt and debris from the scales and prevent the scales from becoming damaged. To brush your reptile's scales, use a soft-bristled brush.

Caring

In addition to grooming, you will also need to provide your reptile with proper care. This includes providing your reptile with the right food, water, and shelter.

Food

The diet of your reptile will vary depending on the species of reptile. However, most reptiles eat a diet that consists of insects, rodents, and vegetables.

You can Free Download live insects and rodents at most pet stores. You can also Free Download frozen insects and rodents, which can be thawed before feeding them to your reptile.

If you are feeding your reptile vegetables, be sure to wash the vegetables thoroughly before feeding them to your reptile. You should also remove any seeds or pits from the vegetables.

Water

Your reptile will need access to fresh water at all times. You can provide your reptile with fresh water by placing a water bowl in the terrarium. The water bowl should be large enough for your reptile to soak in, if desired.

You should change the water in the water bowl on a daily basis. This will help to keep the water clean and prevent the spread of disease.

Shelter

Your reptile will need a place to hide and sleep. You can provide your reptile with shelter by placing a hide box in the terrarium. The hide box should be large enough for your reptile to fit inside, and it should have a hole in the side for your reptile to enter and exit.

You can Free Download hide boxes at most pet stores. You can also make your own hide box by using a cardboard box or a plastic container.

Breeding

If you are interested in breeding your reptiles, you will need to do some research to learn about the specific breeding requirements of your reptile species. However, there are some general steps that you can follow to breed most reptiles.

First, you will need to make sure that your reptiles are healthy and mature. You should also make sure that your reptiles are the same species.

Once you have made sure that your reptiles are healthy and mature, you can introduce them to each other. The male and female reptiles will usually mate within a few days.

After the male and female reptiles have mated, the female reptile will lay eggs. The eggs will usually hatch within a few weeks.

Housing

In addition to providing your reptile with the proper care, you will also need to provide your reptile with the proper housing. The housing should be large enough for your reptile to move around comfortably, and it should have the proper temperature and humidity levels.

For most reptiles, a glass terrarium is a good choice. However, you may need to use a different type of housing if you are keeping a reptile that requires a high humidity level.

You should also provide your reptile with a variety of hiding places in the housing. This will help your reptile to feel secure and comfortable.

Diets


The diet of your reptile will vary depending on the species of reptile. However, most reptiles eat a diet that consists of insects, rodents, and vegetables.

You can Free Download live insects and rodents at most pet stores. You can also Free Download frozen insects and rodents, which can be thawed before feeding them to your reptile.

If you are feeding your reptile vegetables, be sure to wash the vegetables thoroughly before feeding them to your reptile. You should also remove any seeds or pits from the vegetables.

You should also provide your reptile with a variety of vitamins and minerals. You can Free Download vitamin and mineral supplements at most pet stores.

Caring for a reptile can be a rewarding experience. However, it is important to do your research and make sure that you are prepared to provide your reptile with the proper care. This guide will provide you with the information you need to get started.



LEOPARD GECKO AS PETS: The Absolute Beginners Guide On Grooming, Caring, Breeding, Housing, Diets and General Health Care Of Leopard Geckos.

by Judith Bowman


★★★★☆ 4.3 out of 5

Language : English
File size : 16839 KB
Text-to-Speech : Enabled
Screen Reader : Supported

Enhanced typesetting : Enabled
Print length : 52 pages
Lending : Enabled


FREE

DOWNLOAD E-BOOK



26 Projects And Personalities From The Knitting Blogosphere: A Creative Exploration

Knitting is a craft that has been passed down through generations, and in recent years, it has experienced a resurgence in popularity. Thanks to...



The Lone Star Hijack: How Texas Sabotaged the American Agenda

In her explosive new book, 'How The Lone Star State Hijacked The American Agenda', investigative journalist Sarah Frost uncovers the dark influence of...