

# Ten Steps You Need To Know To Pass Gcse English

Prepare to embark on a transformative journey towards GCSE English mastery. This comprehensive guide will illuminate ten fundamental steps that will empower you to unlock your full potential and excel in your English evaluations. Whether you are a seasoned student or just starting your academic endeavor, these insights will provide a solid foundation for success.



## Ten Steps You Need To Know To Pass GCSE English: Improve Your Grade At GCSE English (How Do I Improve My Grades In GCSE Writing? Book 1)

by Grace Meyers

★★★★☆ 4.5 out of 5

Language : English

File size : 11342 KB

Screen Reader : Supported

Print length : 27 pages

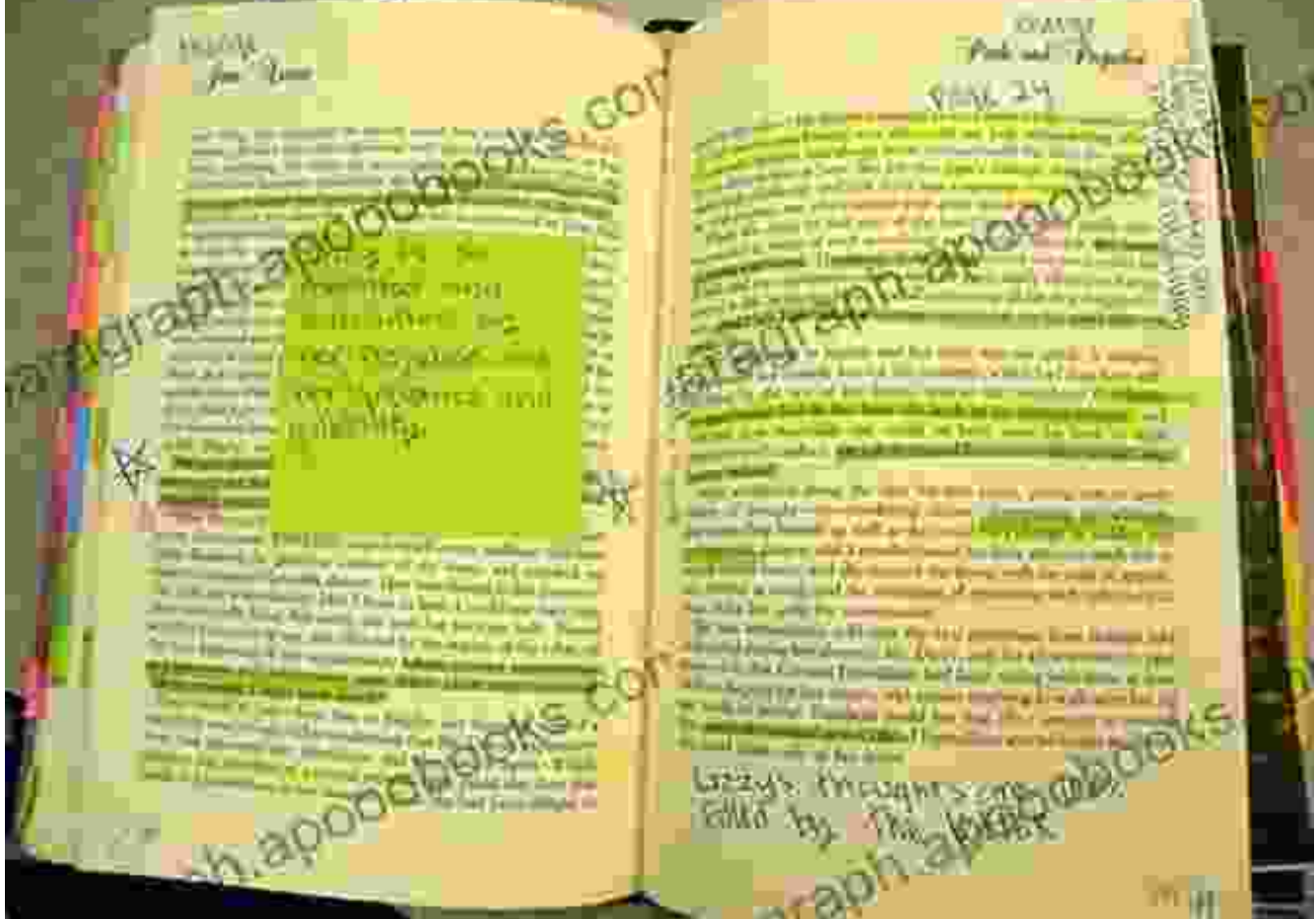
Lending : Enabled



### Step 1: Embrace Active Reading Strategies

Become an active reader by annotating texts, highlighting key points, and summarizing information. Utilize sticky notes to tag important passages and employ underlining techniques to emphasize crucial concepts. These active reading habits will enhance your comprehension and facilitate effective recall.

## Active Reading Example



### Step 2: Cultivate a Love for Language

Develop a deep appreciation for the nuances of the English language. Explore etymology, delve into synonyms and antonyms, and engage in word puzzles. The more you immerse yourself in the world of words, the more proficient you will become in expressing yourself clearly and persuasively.



### **Step 3: Hone Your Writing Skills**

Master the art of writing by practicing regularly. Engage in creative writing, journaling, and essay writing exercises. Seek feedback from teachers, peers, or writing tutors to refine your style, grammar, and mechanics. Each writing experience will contribute to your growth as a proficient communicator.



#### **Step 4: Analyze Literature Effectively**

Develop a critical eye for literature by analyzing texts in depth. Examine character development, plot structure, themes, and literary devices. Consider the author's purpose, context, and intended audience. These analytical skills will enhance your understanding of literature and improve your exam performance.




## **Step 5: Tackle Language Analysis with Confidence**

Break down language into its components to gain a deeper understanding of its structure and meaning. Identify parts of speech, sentence types, and grammatical functions. Practice using these analytical techniques in various contexts to develop your linguistic proficiency.



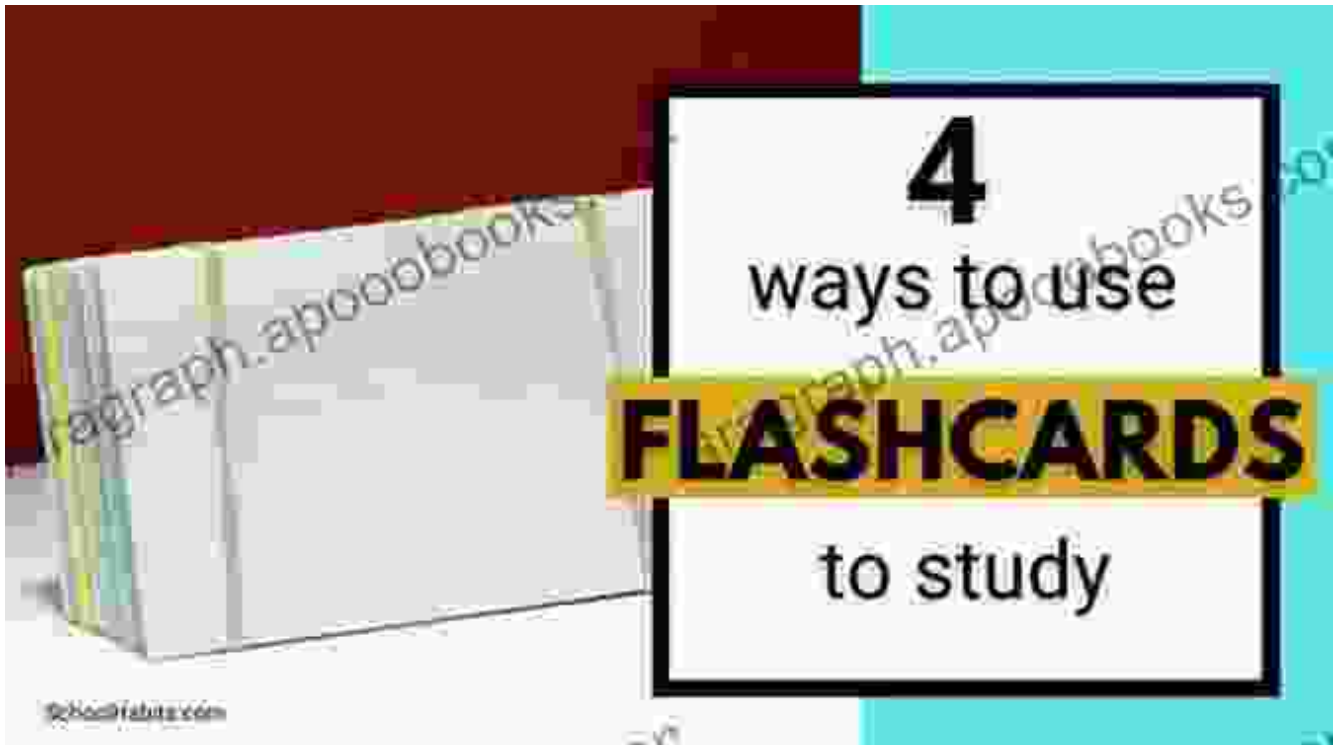
## **Step 6: Conquer Your Fear of Shakespeare**

Approach Shakespeare's works with enthusiasm and a willingness to learn. Utilize annotated editions to clarify complex language and historical references. Attend performances or watch adaptations to bring his characters and stories to life. By embracing Shakespeare, you will not only enhance your literary knowledge but also cultivate a lifelong appreciation for the arts.



## **Step 7: Master Revision Techniques**

Create effective revision schedules and employ proven study techniques to solidify your knowledge. Utilize flashcards, mind maps, and practice tests to reinforce concepts and identify areas for improvement. Active recall, where you attempt to retrieve information from memory, is particularly valuable for long-term retention.



### **Step 8: Seek Support and Guidance**

Do not hesitate to seek assistance when needed. Consult with your teachers, join study groups, or consider hiring a tutor. Collaborating with others can provide fresh perspectives, enhance understanding, and boost your confidence.





### **Step 9: Stay Organized and Manage Your Time**

Establish a structured study schedule and adhere to it diligently. Create a designated study area and minimize distractions. Maintain a tidy and organized workspace to promote focus and productivity.



## **Step 10: Believe in Yourself and Stay Positive**

Maintain a positive mindset and believe in your ability to succeed. Hard work, dedication, and perseverance will pay off. Embrace challenges as opportunities for growth and learning. Remember, everyone experiences setbacks, but your determination and resilience will ultimately lead you to victory.



Embarking on the journey toward GCSE English success requires a multifaceted approach. By implementing these ten essential steps, you will lay the foundation for exceptional performance in your evaluations. Remember, consistent effort, a positive attitude, and a willingness to embrace learning will empower you to achieve your academic goals and unlock your full potential in the realm of English.

Invest in your future today and secure your GCSE English triumph. The road to success begins with a single step. Take it now and embrace the transformative power of knowledge.

**Ten Steps You Need To Know To Pass GCSE English:  
Improve Your Grade At GCSE English (How Do I**



## Improve My Grades In GCSE Writing? Book 1)

by Grace Meyers

★★★★☆ 4.5 out of 5


Language : English

File size : 11342 KB

Screen Reader: Supported


Print length : 27 pages

Lending : Enabled



## 26 Projects And Personalities From The Knitting Blogosphere: A Creative Exploration

Knitting is a craft that has been passed down through generations, and in recent years, it has experienced a resurgence in popularity. Thanks to...



## The Lone Star Hijack: How Texas Sabotaged the American Agenda

In her explosive new book, 'How The Lone Star State Hijacked The American Agenda', investigative journalist Sarah Frost uncovers the dark influence of...