


# Scale Patterns For Guitar: A Comprehensive Guide to Enhance Your Playing

Guitar scale patterns are the cornerstone of any guitarist's technical prowess. They provide the foundation for constructing melodies, improvising solos, and creating dynamic chord progressions. Mastering scale patterns unlocks a world of musical possibilities, enabling you to express yourself more fully on the guitar.



## Scale Patterns for Guitar: 134 Melodic Sequences for Mastering the Guitar Fretboard (Playing Guitar Book 1)

by Forrest W. Lineberry

★★★★☆ 4.3 out of 5

Language : English  
File size : 94216 KB  
Text-to-Speech : Enabled  
Screen Reader : Supported  
Enhanced typesetting : Enabled  
Word Wise : Enabled  
Print length : 262 pages  
Lending : Enabled  
X-Ray for textbooks : Enabled



This comprehensive guide will delve into the theory, application, and benefits of incorporating scale patterns into your guitar playing. Whether you're a seasoned pro or just starting your musical journey, this article will empower you with the knowledge and techniques to elevate your guitar skills to new heights.

## Understanding Scale Theory

Scales are sets of notes arranged in ascending or descending order. Each scale has a unique sound and character, and they are the building blocks of melodies and chords. The most common types of scales used in guitar playing include major, minor, pentatonic, and blues scales.

Scale patterns are simply different ways of arranging the notes of a scale on the guitar fretboard. By learning and practicing various scale patterns, you can quickly move around the fretboard and create melodic and harmonic ideas.

### Types of Scale Patterns

There are numerous scale patterns available for guitar. Some of the most popular and versatile include:

- **Major Scale Patterns:** These patterns are based on the major scale, which has a bright and uplifting sound. They are commonly used in a wide range of musical genres, from rock and pop to jazz and blues.
- **Minor Scale Patterns:** These patterns are based on the minor scale, which has a darker and more introspective sound. They are often used in genres such as blues, rock, and metal.
- **Pentatonic Scale Patterns:** These patterns are based on the pentatonic scale, which has a simple and catchy sound. They are particularly popular in rock and blues music, as they provide a great foundation for improvisation.
- **Blues Scale Patterns:** These patterns are based on the blues scale, which has a distinctive and soulful sound. They are widely used in

blues and rock music, and they can add a touch of authenticity to your playing.

## Benefits of Practicing Scale Patterns

Incorporating scale patterns into your guitar practice routine offers numerous benefits, including:

- **Improved Fretboard Knowledge:** Practicing scale patterns helps you familiarize yourself with the layout of the guitar fretboard. You will learn where the notes are located and how to navigate the fretboard more efficiently.
- **Increased Dexterity:** Playing scale patterns requires coordination and finger dexterity. By regularly practicing, you will improve your overall dexterity and speed on the guitar.
- **Melodic and Harmonic Construction:** Scale patterns provide the building blocks for creating melodies and harmonies. By mastering different patterns, you will expand your musical vocabulary and be able to express yourself more fully on the guitar.
- **Improvisation:** Scale patterns are essential for improvisation. They give you a solid foundation to start from, allowing you to explore and create your own unique musical ideas.

## How to Practice Scale Patterns


To effectively practice scale patterns, follow these steps:

- **Choose a Scale Pattern:** Start with a simple pattern, such as the major or minor scale. Practice the pattern in all 12 keys.

- **Focus on Accuracy:** Initially, focus on playing the pattern accurately, without worrying about speed. Use a metronome to keep a steady beat.
- **Increase Speed Gradually:** Once you can play the pattern accurately, gradually increase the speed. Challenge yourself to play the pattern faster and faster.
- **Practice in Different Positions:** Don't just practice the pattern in one position. Move it around the fretboard to different positions to improve your fretboard knowledge.
- **Apply to Musical Contexts:** Once you have mastered a scale pattern, try to incorporate it into your playing. Use it to create melodies, improvise solos, or construct chord progressions.

Scale patterns are an invaluable tool for any guitarist. By mastering different scale patterns, you can unlock a world of musical possibilities and elevate your playing to new heights. Embrace the challenge of practicing scale patterns, and you will be rewarded with a deeper understanding of the guitar fretboard, improved dexterity, and the ability to create compelling and expressive music.

Remember, the journey of musical growth is an ongoing process. Continue to explore and experiment with different scale patterns, and you will continue to reap the benefits for years to come.




## Scale Patterns for Guitar: 134 Melodic Sequences for Mastering the Guitar Fretboard (Playing Guitar Book 1)

by Forrest W. Lineberry

★★★★☆ 4.3 out of 5


Language : English

File size : 94216 KB  
Text-to-Speech : Enabled  
Screen Reader : Supported  
Enhanced typesetting : Enabled  
Word Wise : Enabled  
Print length : 262 pages  
Lending : Enabled  
X-Ray for textbooks : Enabled



## 26 Projects And Personalities From The Knitting Blogosphere: A Creative Exploration

Knitting is a craft that has been passed down through generations, and in recent years, it has experienced a resurgence in popularity. Thanks to...



## The Lone Star Hijack: How Texas Sabotaged the American Agenda

In her explosive new book, 'How The Lone Star State Hijacked The American Agenda', investigative journalist Sarah Frost uncovers the dark influence of...