

Mastering Basic Music Reading Skills: A Comprehensive Guide to Unlock Musical Literacy

Music reading is a fundamental skill that opens up a world of musical possibilities. Whether you're a beginner or an aspiring musician, mastering basic music reading skills is essential for becoming proficient in playing and understanding music.



Mandolins: Fundamental Music Instruction For Learning To Play The Mandolin: Basic Music Reading Skills by Lindsey Davis

★★★★☆ 4.7 out of 5

Language : English
File size : 12272 KB
Text-to-Speech : Enabled
Screen Reader : Supported
Enhanced typesetting : Enabled
Print length : 353 pages
Lending : Enabled



This comprehensive guide will take you on a step-by-step journey through the world of music reading. You'll learn how to:

- * Identify notes on the musical staff
- * Understand rhythm and time signatures
- * Decode musical symbols and terms

Once you have a solid foundation in these basic skills, you'll be able to unlock the vast repertoire of written music and fully engage with the beauty and complexity of the musical language.

Chapter 1: Getting to Know the Musical Staff


The musical staff is the canvas upon which music is written. It consists of five horizontal lines and four spaces, each representing a different musical pitch.



Notes are placed on the staff to indicate their pitch. Notes that fall on the lines are called "line notes," while notes that fall in the spaces are called "space notes."

Chapter 2: Identifying Notes on the Staff

There are seven basic notes in Western music: A, B, C, D, E, F, and G. Each note is represented by a unique symbol on the staff:



To identify a note on the staff, simply look at its position on the lines and spaces. For example, the note "C" is always on the first line of the staff.

Chapter 3: Understanding Rhythm and Time Signatures

Rhythm is the pattern of long and short notes that gives music its flow and movement. Time signatures tell you how many beats are in each measure and what type of note receives one beat.



The most common time signatures are 4/4, 3/4, and 2/4. In 4/4 time, there are four beats per measure and the quarter note receives one beat.

Chapter 4: Decoding Musical Symbols and Terms

Music is full of symbols and terms that convey specific instructions to the performer. These symbols can indicate articulation, dynamics, and performance techniques.

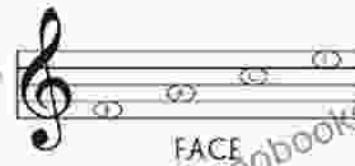
Reading Music: THE BASICS

The Treble Clef



On the piano, the treble clef is played with the right hand. Notes can either sit on or above a staff line.

Here's a simple way to remember which notes sit on or in between the staff lines:



The Bass Clef



On the piano, the bass clef is played with the left hand. Notes can either sit on or above

PERFECT FOR 3RD AND 4TH GRADE

Free printable

How to Read Music: The Basics

For example, the symbol "sfz" means to play a note with a sudden and loud accent. The term "crescendo" means to gradually increase the volume.

Mastering basic music reading skills is a journey that takes time and practice. But with the right guidance and a dedicated approach, you can unlock the world of written music and enhance your musical experience to the fullest.

If you're ready to dive deeper into the world of music reading, I highly recommend checking out my book, "Basic Music Reading Skills." It's a comprehensive and user-friendly guide that will help you master the fundamentals and become a confident music reader.

With this book, you'll learn:

* How to read notes on the musical staff * How to understand rhythm and time signatures * How to decode musical symbols and terms * How to apply your reading skills to real music

Free Download your copy today and embark on your musical reading journey!

Additional Tips for Mastering Music Reading Skills

* Practice regularly. The more you read music, the easier it will become. * Use a metronome to help you stay in time. * Listen to music and try to follow along with the sheet music. * Take music lessons from a qualified teacher. * Don't be afraid to ask questions.

With perseverance and dedication, you can master basic music reading skills and unlock a world of musical possibilities.



Mandolins: Fundamental Music Instruction For Learning To Play The Mandolin: Basic Music Reading Skills by Lindsey Davis


★★★★☆ 4.7 out of 5

Language : English
File size : 12272 KB
Text-to-Speech : Enabled
Screen Reader : Supported

Enhanced typesetting : Enabled
Print length : 353 pages
Lending : Enabled


FREE

DOWNLOAD E-BOOK



26 Projects And Personalities From The Knitting Blogosphere: A Creative Exploration

Knitting is a craft that has been passed down through generations, and in recent years, it has experienced a resurgence in popularity. Thanks to...



The Lone Star Hijack: How Texas Sabotaged the American Agenda

In her explosive new book, 'How The Lone Star State Hijacked The American Agenda', investigative journalist Sarah Frost uncovers the dark influence of...